

# Health Inequalities:

Where do they come from and  
what can we do about them?  
Implications post referendum.

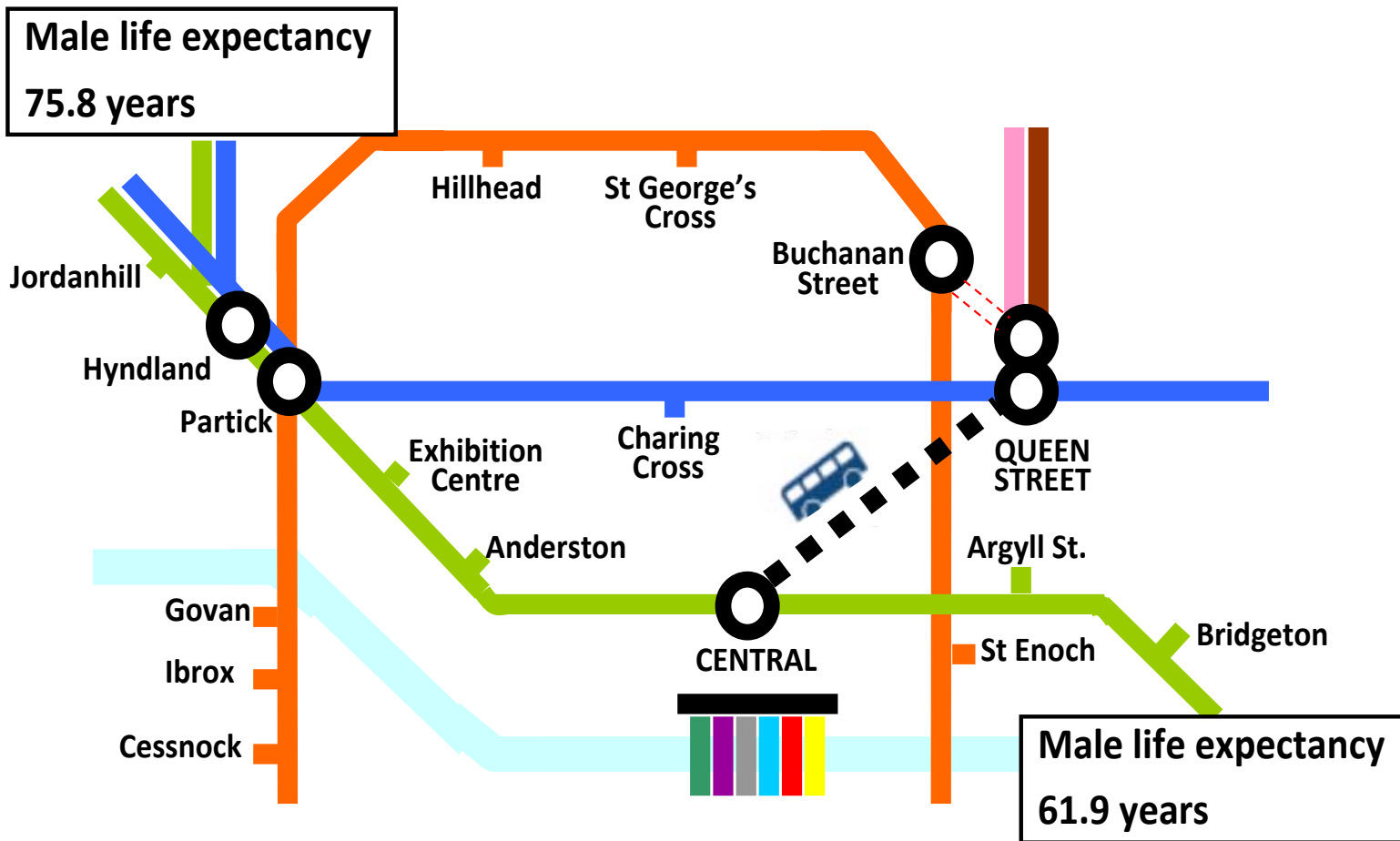
Presentation to PHINS

October 2014

Clare Beeston: NHS Health Scotland



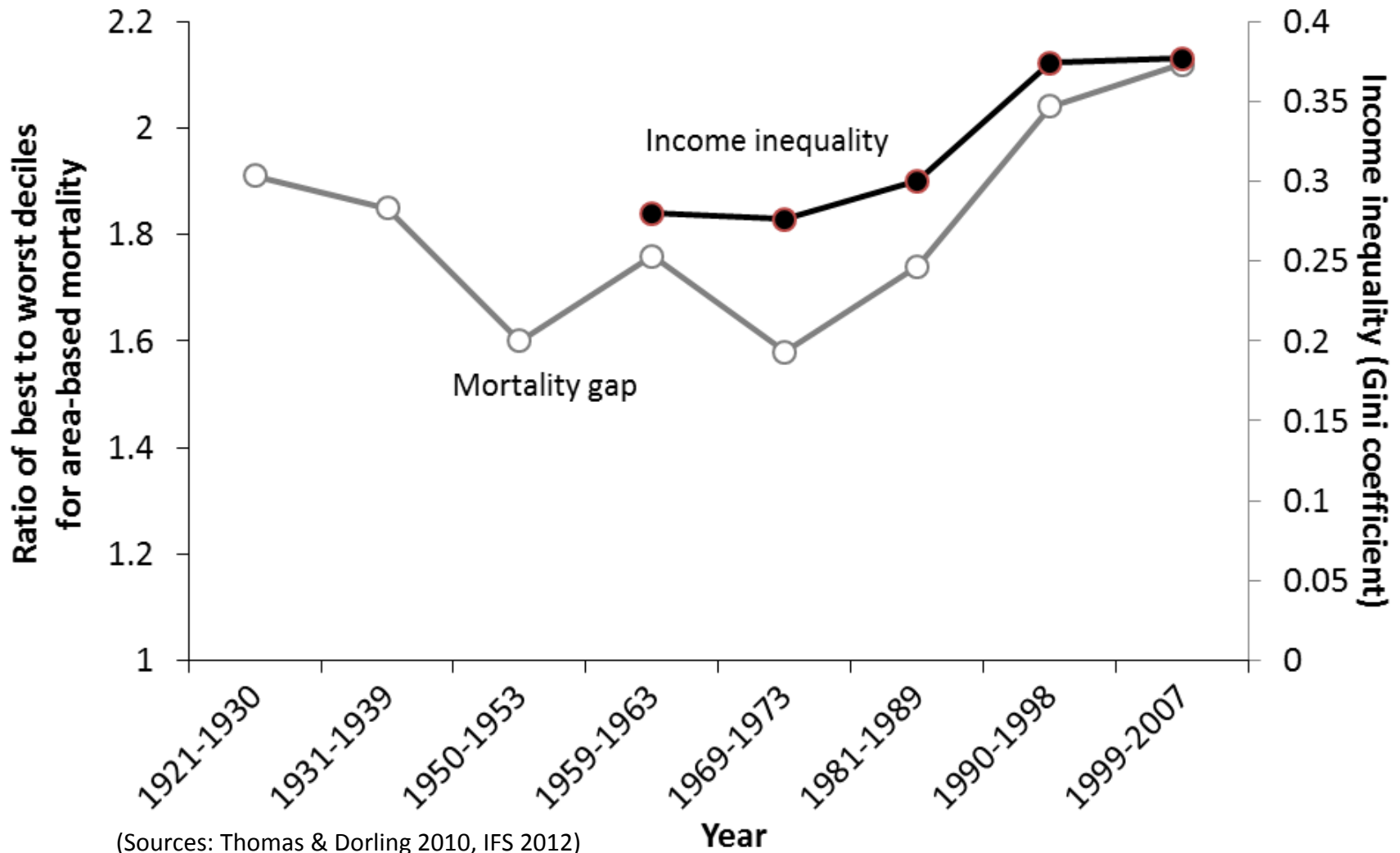
# Each stop on the train line travelling East represents a drop of 2 yrs in male life expectancy



Source: McCartney G. Illustrating Glasgow's health inequalities. *JECH* 2010; doi 10.1136/jech.2010.120451

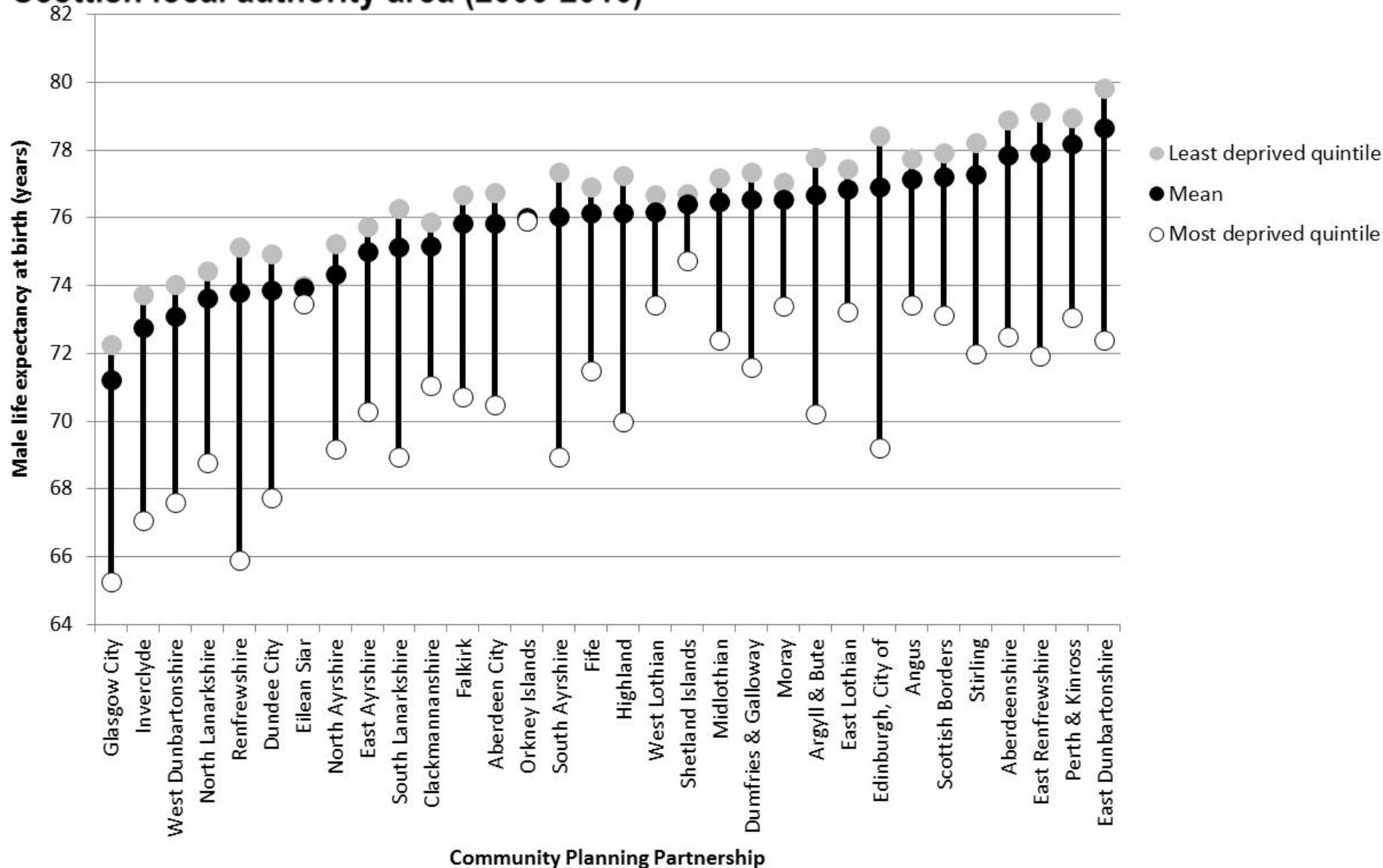
# Mortality gap between local authorities and income inequalities in GB 1921-2007

(Sources: Thomas & Dorling 2010, IFS 2012)

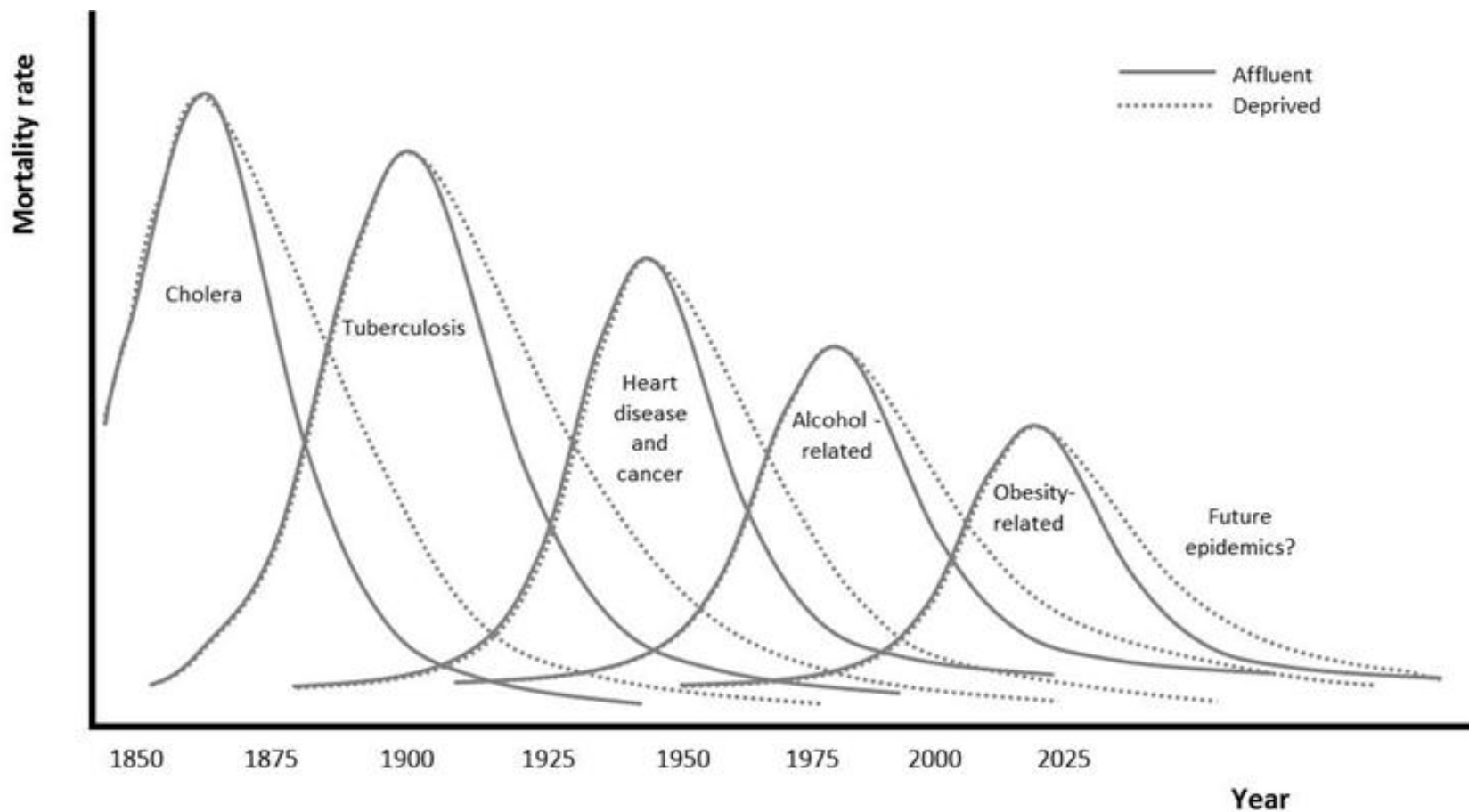


(Sources: Thomas & Dorling 2010, IFS 2012)

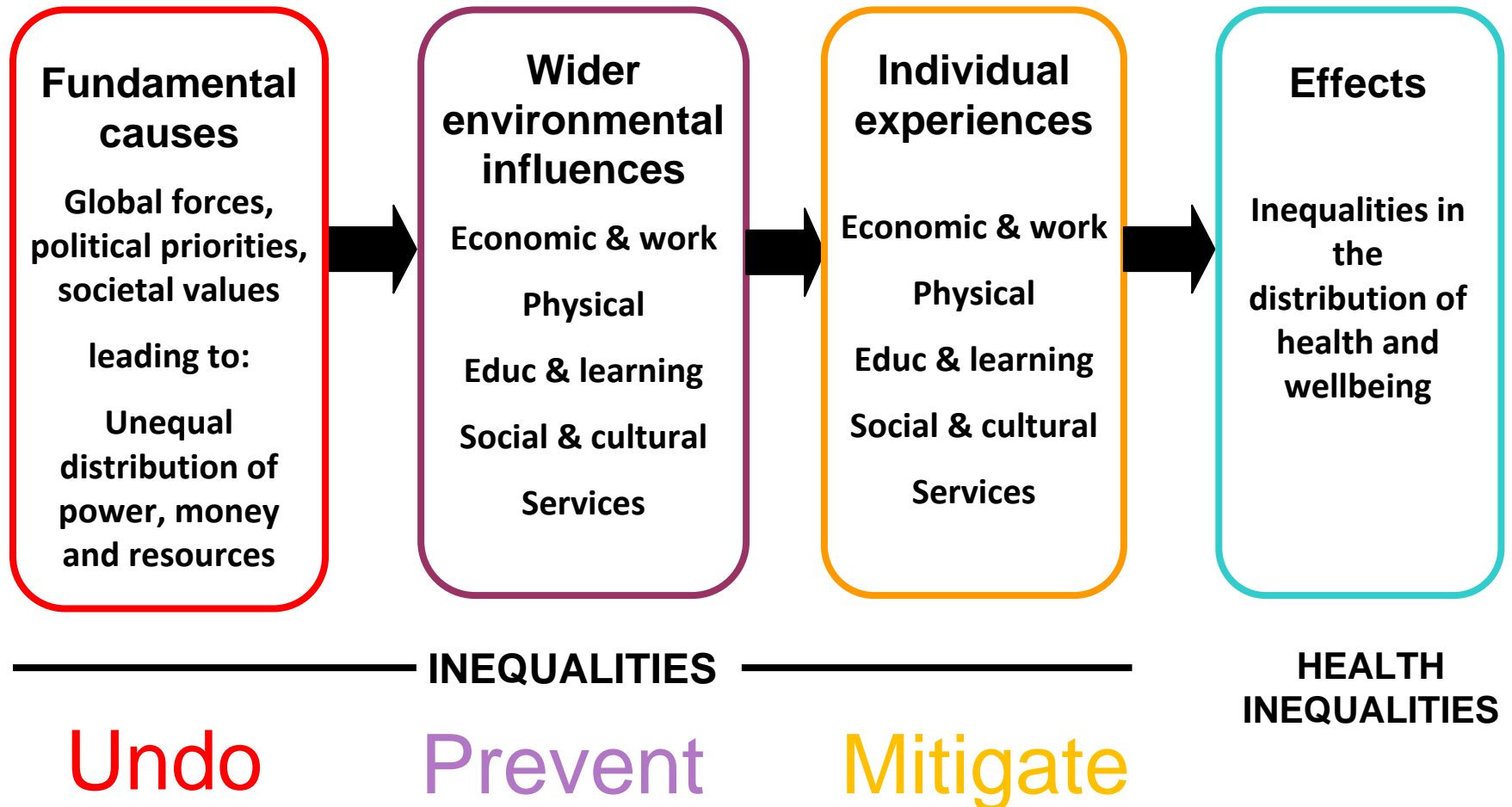
# Male life expectancy at birth in the most and least deprived quintiles within each Scottish local authority area (2006-2010)



# Schematic representation of the changing causes of health inequalities over time



# What causes health inequalities?



# **Least likely to reduce health inequalities**

- Campaigns and initiatives that are reliant on people opting in
- Information based campaigns and written materials
- Campaign/messages designed for the whole population
- Whole school health education approaches
- Approaches which involve significant price or other barriers
- Housing or regeneration programmes that raise housing costs)

# Most likely to reduce health inequalities

- Structural changes to the environment
- Legislation and regulatory controls
- Fiscal policies
- Income support
- Reducing price barriers
- Improving accessibility of services
- Prioritising disadvantaged population groups
- Intensive support
- Starting young



# Key components of a health inequalities strategy

<b>Fundamental causes</b>	<b>Policies that redistribute power, money and resources</b> <b>Social equity and social justice prioritised</b>
<b>Wider environmental influences</b>	<b>Use of legislation, regulation, standards and fiscal policy</b> <b>Structural changes to the physical environment</b> <b>Reducing price barriers</b> <b>Ensuring good work is available for all</b> <b>Equitable provision of high quality and accessible education and public services</b>
<b>Individual experiences</b>	<b>Equitable experience of socio-economic and wider environmental influences</b> <b>Equitable experience of public services</b> <b>Targeting high risk individuals</b> <b>Intensive tailored individual support</b> <b>Focus on young children and the early years</b>



How can we build on these discussions to create a supportive environment for change?



# The Smith Commission

Have your say – Submitting ideas, views and proposals to the Commission 22 October

How can we contribute to this?

What are the risks and opportunities?

Lord Smith has been tasked with convening cross-party talks to produce by 30 November 2014, Heads of Agreement with recommendations for further devolution of powers to strengthen the Scottish Parliament with the UK. As part of that, Lord Smith wants to hear from you about your views on what could be devolved.

# Swinney's stamp duty revamp is tax on middle classes, say estate agents

Friday 10 October 2014



Jody Harrison  
Reporter

**JOHN Swinney's plans for a new tax to replace stamp duty and make it easier for first-time buyers to get on to the property ladder have been criticised as a "punitive" measure that will leave the middle classes worse off.**



# In summary

- Inequality
- Can be changed
- But are we brave enough?



# Thanks for listening

## **Acknowledgements**

Gerry McCartney, Jane Ford, Erica Wimbush Sheila Beck, Wendy MacDonald, Andrew Fraser

[Clare.Beeston@nhs.net](mailto:Clare.Beeston@nhs.net)